

IF THEY COME FOR ANY
THEY HAVE TO DEAL WITH THE

#TIPOLICETERORPROJECT.ORG BE THE STORM #WEAR... FORM

Rec... MLK We... 17 #12

Justice
4
Angel!

Justice
4
Angel!

JUSTICE FOR
RICHARD
PERKINS JR.!

JUSTICE
FOR
PEACE

FIRST RESPONDERS

ANTI POLICE-TERROR PROJECT · OAKLAND, CA

TRAINING GUIDE

JUSTICE FOR
ETTE

BLACK
LIVES
MATTER

STOP
POLICE
TERROR

Gifted

Gifted

OUR WORLD IS

FIRST RESPONDERS

ANTI POLICE-TERROR PROJECT · OAKLAND, CA

TRAINING GUIDE



AntiPoliceTerrorProject.org

Facebook: The Anti Police-Terror Project

Twitter: @aptpaction

E-mail: aptpinfo@gmail.com

CONTENTS

What is Police Terror?	3
Why First Responders?.....	4
Who is APTP?	5
Who We Are.....	5
What We Do.....	6
How We Operate	6
First Responders Teams.....	7
Building Your Team.....	8
Know Your Rights	11
Incidents of Police Terror	12
Before you arrive on the scene	13
When you arrive on the scene.....	15
First Aid Training	21
After you leave the scene.....	23
Being of Service to the Family	25
Vigils	26
Examples of Success	27
Case studies.....	28
Sample Forms and Flyers.....	30

This guide was designed for Anti Police-Terror Project Trainings. As a result, references to materials and other collateral refer to APTP. Please adapt this guide for your organizational needs. We encourage you to personalize this Guide in your efforts to eradicate and heal from state sanctioned violence in your communities. We do ask that you credit APTP for the model itself. APTP is available to come to your community and offer and in-person training. E-mail us at aptpinfo@gmail.com.



WHAT IS POLICE TERROR?

Every 28 hours a Black person is murdered by a police officer, security guard, or a self-identified vigilante extra-judicially – outside of the legal system and without due process. These individuals serve as judge, jury and executioner.

While no universal definition of terrorism exists, the Federal Bureau of Investigation defines terrorism as **the unlawful use of force and violence against persons or property to intimidate or coerce a government, the civilian population, or any segment thereof, in furtherance of political or social objectives.** Police terrorism is not only the actual acts of killing by police but also the fear and anxiety it causes amongst our community.

For Black and Brown communities within the United States of America, the use of force and violence is seldom, if ever, deemed “unlawful,” as attested to by the lack of accountability and punishment for police officers when they kill. This use of force and violence, which is in furtherance of the political and social objective of containment of Black and Brown peoples, is in actuality, state-sanctioned violence (government): violence that is on behalf of, serves the interest of, and/or is conducted by the state.

Every 28 hours a Black person is murdered by a police officer, security guard, or a self-identified vigilante.

**-Malcolm X
Grassroots
Movement**



Dont Fear
 the Storm,
 Be the Storm.

WHY FIRST RESPONDERS?

First Responders are needed in our communities when the police are called because:

1. No resources currently exist for communities and families when the police commit these murders
2. Police NEVER tell the truth about their actions
3. Trauma to the community by the actions of the police rarely gets addressed
4. The presence of First Responders puts the police on notice that they can no longer get away with business as usual – that business being the killing of our loved ones with no accountability
5. The presence of First Responders empowers our communities by giving them a model to emulate, a formation they can join, and an opportunity to build actual power
6. First Responders are able to secure a modicum of justice for the families of police murder victims




WHO IS APTTP?

WHO WE ARE

The Anti Police-Terror Project (APTTP) is a group of concerned organizations and individuals committed to ending state-sanctioned (government) murder of Black, Brown and poor People. We are led by the most impacted communities but are a multi-racial, multi-generational coalition. We are the First Responders team of APTTP and we support families impacted by various forms of police terror. We document abuses by police throughout the Bay Area. After an incident of state terror, we connect impacted families and community members with resources and legal referrals.

If they come for any, they have to deal with the many.



WHAT WE DO

APTP is organized to respond to police murders and incidents of excessive force because we believe in the need to defend ourselves and our communities from violence. To that end, we are building a replicable, sustainable model for rapidly responding to - and eradicating - police terror in communities of color. Demonstrations are good; demonstrations are necessary, but they are not enough. Our communities must be organized, and by organizing amongst ourselves and creating a network, we do not allow the state (government) to set the terms of our resistance.

HOW WE OPERATE

APTP, which meets monthly, is a multi-cultural, multi-generational group that is led by a Black Leadership Committee (BLC). This committee is what its name says: Black leadership. Black people are the most affected by police terror in the Oakland/ Bay Area, thus the need for competent Black leadership. Underneath the BLC is our Coordinating Committee which is responsible for the smooth functioning of the various work areas. Those areas of work are carried out by the following committees:

- Action
- Legal
- Security
- Media
- Policy
- First Responders



FIRST RESPONDERS TEAMS



"Men Anpil
Chay Pa Lou -
Many Hands
Make Light a
Heavy Load"

-Haitian Proverb



BUILDING YOUR TEAM

Holding power accountable takes a lot of people. Eliminating harm in our communities takes a lot of people. Empowering our communities to own their power and determine their destinies takes a lot of people. Will you step forward and be one of the many?

Though resources are scarce, a successful team should strive to have several individuals with expertise and duties in the following areas:

TRAUMA INFORMED INVESTIGATORS

The Trauma Informed Investigator (Investigator) is the first point of contact. This/these person(s) walk(s) the perimeter where an incidence of police murder/assault has occurred; identifies potential witnesses and either interviews them on the spot or comes back within the next 48 hours to do so. They should be trained in interviewing techniques that do not re-trigger people who are already experiencing trauma. Because this individual deals with the area of trauma, there should be a monthly calendar that rotates the shifts of Investigators to guard against burnout.

LEGAL

This/these person(s) assignment is to safeguard the rights of investigators; talk to witnesses; intervene if the police try to harass or shut down the people's investigation. If the family is identified during this period of time, the legal representative should be present when first contact with the family is made.

MEDICAL

This/these person(s) provide emergency medical care if helpful or necessary to the victim and/or onlookers. Police notoriously, routinely, deny or delay medical care to their victims.

MEDIA ENGAGEMENT LIAISON

This/these person(s) is/are the point person for contact with the media and challenging the state's narrative. In order to be most successful they will need to build relationships with various media representatives (print, web, radio, tv) in order to become visible and known as the "go-to" person in the community. The Media Engagement Liaison must monitor the media's reports in order to counter the state's narrative; when it comes to police murder, the media is not an independent check on the power of the state. On the contrary, the media works as cheerleader and water carrier for the police. The liaison also needs to be adept at social media and creating media, and maintain contact with the media team.

MENTAL HEALTH SUPPORT

This/these person(s) is/are responsible for identifying and supporting any family members or friends of the victim, as well as ensuring that witnesses and neighbors are okay and have access to needed mental and emotional health resources. Additionally, there should be team members who are available to be on-call for emergency mental and emotional situations. A monthly calendar should also be created.

PERIMETER TEAM

This team should surround the perimeter of the incident and provide people's narrative of the incident. The Perimeter Team literally and physically provides the counter-narrative to the state's framing of the incident at the site of the incident to bystanders and onlookers, i.e., "The police killed an unarmed Black man/woman/child today." The Perimeter Team should be prepared with your organization's materials (postcards, flyers) in order to engage bystanders and onlookers in conversations about police terror, i.e., "This is the 8th murder by OPD in 2015."

TRANSLATORS

If possible, identify what languages will be necessary to interact with potential witnesses prior to arriving on the scene. There should be translators on call.

INFRASTRUCTURE

This/these person(s) provide logistical support to the First Responders Team. They are responsible for creating and maintaining the documentation and consent forms; confidentiality agreements; healers database; resource lists; monthly calendar(s); contact lists, etc.

People are needed to:

- ❑ Serve as Trauma-Informed Investigators
- ❑ Be on the Perimeter Team
- ❑ Archive media
- ❑ Share their writing, research and summarizing skills
- ❑ Share their organizing skills
- ❑ Share their mental health, legal and medical skills
- ❑ Provide translation services
- ❑ Fundraise
- ❑ Donate services and assistance for the families - anything from doing household chores to providing rides, donating food and accompanying family members to appointments
- ❑ Commit to hours of engagement each month; every time there is an instance of police terror in our communities



SOME THINGS TO CONSIDER

If you're thinking about becoming involved as a First Responder there are a few things you need to think about beforehand:

- What skills and qualities you have?
- What times of day/days of the week are you available?
- What content areas are the best match for you?
- What is your stress tolerance/trauma history ... in other words, what “triggers” you?
- What are your limits?
- What are your self-care practices?
You will need self-care practices in this work.

If you want to connect with the Anti Police-Terror Project and our First Responders Team, we have a bi-monthly conference call on the 2nd and 4th Wednesdays of every month. This call is where you can find out about our projects and our progress and you can volunteer for our projects.

We also meet monthly on the 3rd Wednesday of every month at 7:30 p.m. at the Eastside Arts Alliance, 2277 International Blvd., in Oakland (94606).

APTP is available to come to your community and offer an in-person training. E-mail us at aptpinfo@gmail.com.

You can also hit us up here:

- The Web: www.antipoliceterrorproject.org
- Facebook: The Anti Police-Terror Project
- Twitter: @aptpaction
- E-mail: aptpinfo@gmail.com




KNOW YOUR RIGHTS

Conducting a People's investigation may, more often than not, agitate the police. You may be accused with obstructing or interfering with their "investigation" of the incident. They may demand that you cease and desist your work. They may demand that you comply with their requests for information, or to cease and desist. Do not do any of this. Do not talk to the police.

COLLECTING INFORMATION

You must ensure that you have a process and strong protocols for getting information and keeping it safe. In addition to being a First Responder, you can also act as a representative of/on behalf of your organization (if applicable); this means that the information you collect comes under the protection of being a work-product. It does not matter if you do not know who the attorney for the family will be at this time, should they choose to retain one. Unfortunately, you must not share this information with your friends — it would break the chain of collection that has been established and thus compromise its usefulness.

While it is important that you do not talk to the police, it is equally important that you understand that you cannot tell witnesses they cannot talk to the police. This is illegal and will put you into unnecessary friction with the police. What information you do collect, you should turn over to a lawyer; you do not want it to be subpoenaed. A subpoena means that the information, collected as part of the People's investigation, could either be lost/destroyed by the state, or used in furtherance of their narrative which will undoubtedly exonerate the police. You should also let any witnesses you identify know that they also have the right to an attorney.



"If you stay ready, you don't have to get ready."

INCIDENTS OF POLICE TERROR



BEFORE you arrive on the scene

There are several “house keeping” items that need to be firmly in place before you head towards the scene of a police terror attack:

- Build Infrastructure – An Afrikan proverb tells us that on the battlefield is not the place to sharpen your sword ... do that ahead of time
- Sign up for google alerts for “officer involved shooting” in your area, and at broadcastify.com – it will provide many live and archived radio feeds of police and other agencies
- Have flyers with organizational contact information ready to go; template flyers for posting around the neighborhood for witnesses to come forward; have forms for documenting interviews with witnesses; have confidentiality agreements for the entire team – your sharpened sword
- Monitor traditional media (radio, tv, print) and social media constantly for cases of police terror. Find a support person to monitor and archive media, monitor social media for witnesses, archive radio dispatch tapes, etc.
- Keep a log of all incidents of police terror in your area
- Compile a list of resources, such as low cost health clinics, food banks, and shelters in your area in case it’s needed by impacted families and community members
- Create a directory of healers who are willing to donate services to impacted families and community members
- Make sure at least one other person can go to the scene of an incident with you. Always inform your security team where you are going
- You should get to the location as soon as possible once you make sure that your “house” is in order

Make sure you have the following items ready to go with you when you head out to a scene of police terror:

- ❑ Fliers with contact information
- ❑ A camera
- ❑ A flashlight
- ❑ Water
- ❑ Snacks
- ❑ Warm jacket
- ❑ An audio recorder, as well as a pen and a notebook

SECURITY

Our communities are in crisis. All hands are needed on deck in this fight, but all hands are not needed to do the same jobs; everyone should not be a First Responder. This is unfortunately necessary because of the current nature of our struggle. People who are currently on probation or parole; who are undocumented; who can be quickly emotionally triggered, who have open warrants should not be First Responders. The bottom line is that First Responders exist to minimize the harm being done to our community; putting vulnerable individuals into unnecessary contact with the state defeats that bottom line. Additionally, for the safety and integrity of the work of First Responders, it is imperative that individuals maintain personal discipline at all times: they must be sober; vehicles should be compliant with local laws (insurance, registration, tail lights in working order, etc.); they should remain in regular contact with team members; and they should alert their team members if/when they need assistance in maintaining such discipline.

It is important that you have an understanding of trauma and Trauma-Informed Interviewing before you arrive on the scene. According to one definition, trauma is "...an affliction of the powerless. At the moment of trauma, the victim is rendered helpless by overwhelming force.... Traumatic events overwhelm the ordinary systems of care that give people a sense of **control, connection, and meaning.**" (Herman, 1997, p. 33). Another definition of trauma, based on the the Diagnostic and Statistical Manual of Mental Disorders, Fifth Edition (DSM-5) states that trauma is:

Exposure to actual or threatened death, serious injury, or sexual violence (as one or more of the following):

- Direct experience
- Witnessing, in person, as it occurred to others
- Learning that the events occurred to a close family member, or close friend
- In case of actual or threatened death, these events must have been violent or accidental
- **Experiencing repeated or extreme exposure to aversive details of the traumatic events**

There are a diversity of responses that occur in a person's body when a traumatic event occurs. This overwhelming experience that many have had produces the release of stress hormones in the body. Stress hormones interfere with memory processing. A traumatic experience can also initiate the "fight, flight, or freeze" response that we all have.

WHEN you arrive on the scene

Once you arrive at the scene of an incidence of police terror do not delay in getting to work.

- Scour the location for vantage points such as surveillance cameras that may have captured the incident; exits; police presence on the scene
- Request surveillance footage immediately; local businesses may have outdoor and indoor security cameras that may have captured the incident
- Search for bullet marks among the exterior of buildings
- Take photos. Collect all evidence - even if it seems insignificant. You never know what may be needed later
- Search for and interview witnesses. Introduce yourself as a representative of your organization. **Request permission to ask questions, and by all means, clarify that you DO NOT WORK WITH THE POLICE**
- People will be both traumatized and agitated ... this is NOT the time to pick a political debate. Your presence is meant to be of service
- Document all interviews immediately; document them even if they seem insignificant. Take notes; if you can't take notes ask for permission to record the person you are interviewing. Leave fliers in surrounding businesses for people to contact you/the organization at a later time

Maintain a humble attitude:

It is critical that you remember you are in a place of trauma and terror; you do not want to assume the same persona as the perpetrators of that trauma and terror.

Note that there may be agitators on the scene.

Do not let them distract you.

SAMPLE INVESTIGATION QUESTIONS

The following are a few sample investigation questions. Remember to keep your questions open ended (what, when, who) to avoid influencing the witness.

Start by introducing yourself, inquiring how the person is doing, and asking permission to ask questions about the incident.

- Where were you when the incident occurred?
- Where was the victim?
- Where were the police?
(This is to establish the vantage point of the witness)
- Can you describe what happened?

It might be difficult to get a linear, chronological narrative at first as the witness is likely to be impacted by what they just saw. Do not let that frustrate you, expect this as a normal reaction. Asking more concrete and specific questions might help:

- How many police officers were there?
- What were the police doing
- What did the police say?
- What was the victim doing?
- What did the victim say?
- Have you heard any warnings?
- How long did it take?
- When did they shoot?
- When did the medics arrive?

You should also ask questions to try to identify the victim and any family members:

- Did you know the victim?
- Who were they?
- Do you know if they have any friends or family members here?

Ask about other witnesses, and make sure to ask for contact information and permission to follow up. Offer community support and provide your contact information.

- Who else was present?
- Can we get your information?
- Can we contact you later?
- Would you like any support?

NOTE FOR WHITE PEOPLE:

You are likely to have the appearance of the oppressor. When possible, First Responder investigations should be lead by people of color (POC). White allies should follow the lead of POC. If this is not possible, white people should engage in ways that reflect humility and respect for the community they are in, and NOT reproduce the oppressive behaviors of white supremacy. The consequences could mean a shutting down of critical conversation(s); alienation of witnesses; and a rejection of the First Responders Team in the community.

TIPS FOR TRAUMA-INFORMED INTERVIEWING

As trauma is said to overwhelm and disrupt the systems of control, connection and meaning, the First Responder's trauma informed interviewing approach is designed to enhance a sense of control, connection and meaning. Using this approach should help minimize the triggering of community members and build.

Enhancing a Sense of Connection

ATTUNE TO THE WITNESS

Note their emotional state and validate it. They are not imagining something; it was not their fault. Ask them how they are doing and if they would like some support. APTP has an emotional support hotline that we can provide to the witnesses. Ask them if they would like support; what kind of support they would like; and then provide it. DO NOT, however, make promises you cannot keep.

MAINTAIN A COMPASSIONATE STANCE

Remember, you do not know who you are interviewing and what their history is. Stay grounded; your calm and warm presence – in the face of chaos, terror and trauma – can be grounding for the witness. Also, be mindful of your social location and privilege ... maintain humility.

EXPECT TO HEAR THINGS YOU MIGHT NOT AGREE WITH

This is not about you and this is neither the time nor the place to get into a debate or political argument. Hear the witness(es) out and then, politely move on. Thank them; express gratitude and appreciation for their participation.

ENHANCE A SENSE OF CONTROL

Ask permission of the witness and respect their answer/response. Give them control. Do not pressure them.

PROMOTE TRUST AND SENSE OF SAFETY

Identify yourself to the person(s) and assure them of confidentiality. Also, be transparent: explain what you are doing and why, how will you use the information they are providing to you, and who else will get to know this information.

Enhance a sense of meaning

Police terrorism doesn't just touch/terrorize the actual victim – it touches/terrorizes those who witness it also, which is always the larger purpose behind terrorism. Reiterate to the witness how important their testimony is. Express gratitude and appreciation for that. Reiterate to them that this is an opportunity for them to not be victimized. Emphasize to the witness that there is an activist community that is organized and can provide support to them. Invite them to join with this community.

IMPACT ON THE WITNESS AND IMPACT ON YOU

Even though you signed up for this as an Investigator, you too, are also at risk of being traumatized by this incidence of police terror. Some examples of the responses that Trauma-Informed Investigators have had during and immediately after a People's Investigation include disorientation, memory lapses, numbness, nightmares, physical exhaustion, and a feeling of getting sick with a cold or the flu. Hence, the importance of and need for care – self-care and community care; the importance of knowing your limits, and the importance of documentation.

IN THE MEANTIME:

While all of this happening, there must also be a Ground Control Team (GCT). The GCT will need to do several things critical to the People's Investigation: they will need to make notes, or record (with permission) witness statements. They will need to obtain dispatch recordings from archives (police, sheriff, fire, etc.). Public records requests (e.g. for police report, camera footage, etc.) will need to be filed. They should archive all media: screenshot articles, download videos. The GCT will then need to summarize the findings from the people's investigation and create a document from it. There will be a need to request witness testimonies from the public; flyers and other media requesting this will need to be created and disseminated. And of course, social media should be monitored for any and all witness accounts of the incident.

FORM A PERIMETER

The Perimeter of the scene is an opportune location where the general public can be engaged; folks driving by or trying to get home will want to know what's happening. Perimeter should be where as much as possible of a People's Narrative of what has happened is given; also provide information, flyers, etc., on APTP.

REMEMBER:

The witness interviews that you conduct are confidential. DO NOT publish any identifying information about the witnesses without their explicit consent. You must counsel witnesses about their rights and about the risk of being harassed and intimidated by the police. And by all means, provide the witnesses with mental health and community support resources. Again, our task is not to be a burden or to bring harm, but to help to alleviate it.

LOCATE WITNESSES

Talk to business owners in the area; more than likely they have security cameras installed on their property. Ask for copies of the video footage they have taken.

Take witnesses who are willing to talk to a location where they will not be seen by police (and thus intimidated). Use Trauma-Informed investigation techniques as you are doing this. Identify other people who may have captured the incident on video. It's a good idea to have some cash on-hand to offer to purchase the video from them.

Take notes or record the witnesses, but only with their permission. Identify family members and friends of the victim, as well as local community leaders.

Other than eyewitnesses, prioritize talking to these folks – family members (for obvious reasons), friends of the victim and/or community leaders – that can help you identify or access the family in order to introduce APTP and begin providing support services.

PROVIDE MEDICAL ATTENTION IF NECESSARY

We know that medical attention can be denied to a victim if the situation is declared “unsafe.” This is a determination that may be arbitrarily decided on by the police – the ones who have created the situation and caused the harm in the first place. **You should know that crossing a police line in order to provide medical attention could result in arrest, perhaps assault and/or death.** Choosing to fulfill this role means you understand and are willing to accept these consequences.

With each situation, decide if the risk outweighs the benefit for yourself and the victim of police terror. Most importantly, make the police aware that anyone in need of medical attention has the right to receive it. Let them know that we are taking note of the amount of time it is taking for any victims to receive needed medical assistance.

Conduct on-the-spot political education: use this situation to challenge and change the narrative with the people who are part of The Perimeter, walking or driving by. Bring to their attention the lack or absence of medical assistance.

Note what EMT agency arrives on the scene and how long before they arrived to provide medical attention. Each rig has a number; if it is visible make a note of it. Despite any delay on the part of the EMTs, be sure not to physically interfere with them while they are working and refrain from engaging with them verbally. The goal is to make sure any and all victims receive needed medical attention.



FIRST AID TRAINING

CPR – Cardio Pulmonary Resuscitation

****Disclaimer: This training does not replace first aid and/CPR training or certification***

CPR is necessary when a person stops breathing or is not breathing normally. The person's heart may or may not be still beating; if the person's heart is beating it is still possible that they may not be breathing. CPR is thus performed to get oxygen into the bloodstream in order for it to circulate to the person's brain. Permanent brain damage or death can occur if a person is deprived of oxygen for as little as five (5) minutes.

- **Before beginning CPR** - Make sure the victim needs it. Ask if they are ok or if they need help. If there is no response from the person, attempt to arouse them by rubbing with a sternal rub – make a fist with your hand, press it into the center of the person's chest and rub downward. If they don't respond, monitor their chest; watch to see if it rises or falls. Check to see if there is a pulse. If the person is not breathing and there is no pulse, begin CPR.
- **Rescue breaths:** Make sure the person is on as flat and hard a surface as possible. Make sure there is no visible obstruction to the person's airway. Place your hand under their neck and gently lift, so their chin is elevated. Close the person's nostrils, cover their mouth with yours and blow twice into the person's mouth.
- **Begin chest compressions.** Place one of your hands on top of the other and lace your fingers. Place the heel of your bottom hand in the center of the person's chest. Push down about 4-5 centimeters providing compressions at the rate of 100/minute. Count to 30 as you do this. Keep your shoulders directly above your hands and allow your hips to do the work as you press down. This can prevent fatigue and injury.
- **Repeat the rescue breaths**, then repeat the chest compressions (two breaths for every 30 compressions)



INJURIES

As a First Responder you will, more than likely, encounter the following types of injuries most often:

TASERS

Electrical impulses are delivered through wires which cause a person's muscles initially to involuntarily contract and then spontaneously release, usually resulting in a fall. Most Tasers can deliver multiple shocks and penetrate through clothing and flesh. The range of the wire varies with the devices.

FRACTURES

The person's limb will appear markedly different than the opposite limb. There may be bone protruding through the skin; this is rare but any break in the skin above or around a potential fracture is considered a medical emergency, as it is an open fracture. The limb may appear red and swollen, with a gross loss of function, and pain will increase with movement. Typically, the person will be able to point to the exact location of their pain.

GUNSHOT WOUNDS

Because it is difficult to assess the extent of injury with gunshot wounds it's best to seek medical attention ASAP. But there are measures that can be taken to increase the victim's chances of survival.

For instance, you can find a clean cloth material to apply pressure to the area as you wait for help to arrive. Do NOT remove the cloth if it becomes saturated. Just place another cloth material/towel etc., on top of it.

AFTER you leave the scene

It is important to understand that the family of the victim takes priority. You should be of as much service as possible at this time. Offer the family support and resources. Assure them that there is a powerful community that stands behind/with them; counsel the family to obtain an independent autopsy and offer help with fundraising for this to happen.

DEVELOPING/RELEASING THE NARRATIVE

This is one of the most important components to being a First Responder. As part of their “playbook,” their “operations manual,” the state will promote a narrative that blames the victim and “justifies” their murder. If the People’s investigation counters their narrative it must be promoted to the public as soon as possible. If the People’s investigation does not counter the state’s narrative, it still should be promoted vigorously to the public. There are inevitably nuances that get lost and/or dismissed that 1) humanize the victim of police terror, and 2) mitigate the blame that is heaped on the victim. The promotion of such nuances enable you to change—and set—the terms of debate instead of the state.

Within 30 days, the investigation narrative should be turned over to the family in order to assist them with any decided upon legal proceedings. If cleared by the family attorney, promote the narrative via social media, the traditional media and your own database.

30 days, however, is a lot of time. As facts and truths are revealed, the narrative that is being promoted will - or should - change. The state, through its armed enforcers (i.e. the police) will be without question changing/revising their lies/narrative as the minutes and days move forward. Media should be monitored very closely during this time period; any opportunity to seize upon the state’s inaccuracies, deceptions, lies, omissions, etc., should be highlighted at this time. Additionally, the media must be monitored closely because, inevitably, coverage of the incident will turn towards a “hit piece” on the victim: some unsavory facts about the victim (or the victim’s family) will become “front page news,” instead of the background and record of the police officer who shot the victim. Brief statements, sometimes no more than a paragraph/a few words, should be provided to the media immediately upon monitoring the news/media and discovering these incidences. This statement should, if possible, refute the state’s narrative and re-state the people’s narrative.

EXAMPLE:***Media/state's narrative, day of shooting:***

"12-Year-Old Boy Dies After Police in Cleveland Shoot Him"

Media/state's narrative, evening of shooting:

"Tamir Rice's father has history of domestic violence"

First Responders statement:

"It is not only unconscionable but morally reprehensible that Cleveland dot com (and the Cleveland police Department) decided to publish the arrest record/ criminal history of Tamir Rice's father and mother. The decision to do so needs to be called what it is: an attempt to take the focus off of Cleveland's policing and the wrongful killing of Rice and to blame it on a 12-year old child and his alleged environment. Whatever missteps Rice's mother and father made - many of which took place before he was born - none of them are responsible for Timothy Loehmann's decision to open fire on a 12-year old child. That responsibility belongs to him; the decision to put individuals like Loehmann in contact with communities that have been stereotyped and criminalized belongs to his employer, the City of Cleveland; and the decision to "help out" the police by blaming the victim - in this case, his parents - for his death rests with Cleveland dot com. The Anti Police-Terror Project condemns all three of these decisions in the strongest terms possible."

This example is 178 words; no statement should go above 200 words. Less is better, when possible.



BEING OF SERVICE TO THE FAMILY

The family of a police terror victim will need a lot of advice: fundraising for funeral and other expenses; the need for an independent autopsy; legal counsel; media; grief and other support; safety and security, particularly from police intimidation and harassment.

Families will, more than likely, not be in a state of mind to hear about any of this right now. Your job as a First Responder is to say it anyway. Provide them with a flyer or something else that has the information written on it. Then, identify a family member you can follow-up with in a few days. A “needs assessment” should also be scheduled/conducted with the family.



VIGILS

Vigils are, unfortunately, common occurrences in our community. Vigils are called when a person dies tragically, whether at the hands of police, as a result of horizontal violence and aggression (misnomered as Black on Black violence) or via plain old accidents. Vigils are also the “one, sure fire way” that the family of a victim of police terror will “find” you. At minimum, vigils make the statement to the public that a person’s life mattered, that they were loved and they will be missed. It is also a healing space for the community which has, once again, been assaulted and traumatized. As a First Responder you should plan on initiating a vigil for the victim of police terror.

PLANNING A VIGIL

The vigil should be held within 24-hours of the incident. It should be planned in conjunction with some organizations that are allies in the fight against police terror and, it should allow the community to participate in the process; ask them to contribute ideas, materials, resources, etc.

Build an altar at the scene. This altar is a space in the community to remind the public that a life that once mattered is no more; it is no more due to police terror. Ideally, the altar should be maintained for a couple of weeks; it can serve as a gathering space for friends, family, and witnesses

If a vigil has already been planned, offer your support and service as a hands-on worker to generate media and turn-out for the event.



EXAMPLES OF SUCCESS

Because this work is exhausting and often demoralizing, it is important to celebrate our victories with the people, so they are energized to continue to struggle.

As a result of People's Investigations, AFTP First Responders have been able to force the Oakland Police Department to:

- alter how they respond to Officer Involved Shootings
- show surveillance and other tapes/video documentation to family members in a more timely fashion
- produce alleged weapons possessed by victims
- conduct press conferences in a speedy fashion to inform the public, answer questions, and show transparency

It is important
to celebrate our
victories.

CASE STUDIES



GUADALUPE OCHOA

The People's investigation revealed that Guadalupe was sitting in her car with her back to the police when she was murdered. Thus, the People's narrative forced the police to change their story from their initial accusation that she was trying to run them over when she was shot.



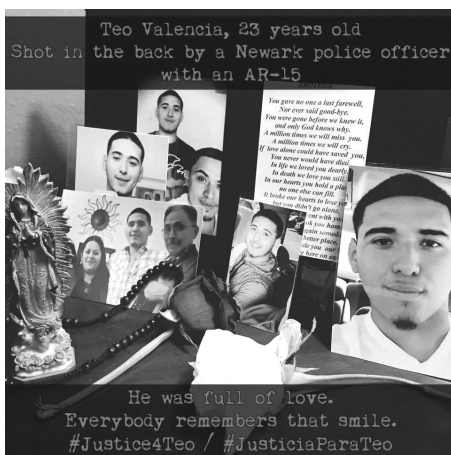
YUVETTE HENDERSON

The People's investigation taught us that Henderson was murdered with an AR-15 – a high velocity weapon of war – and the People's narrative incited the rage of the people into action. This work has now forced the discussion of the use of military grade assault weapons in the community as well as use of force policies by local agencies. Additionally, after withholding the autopsy report from the family for eight months, the threat of an APTP shut down of the coroner's office produced the report within 48 hours. And now, the Oakland Police Department (OPD) offers to show video footage of incidents to the family of police terror victims instead of holding on to them indefinitely. Additionally, Henderson's brother Jamison has become an outspoken advocate against police terror and heads the yearly commemoration of his sister's murder.



RICHARD PERKINS JR.

Perkins was the last person murdered by Oakland Police Department in 2015 (November). Attending an evening “side show” on 98th and Bancroft, Perkins voluntarily informed police on the scene that he was in possession of a toy gun. Police unnecessarily opened fire on him, killing him. The People’s Investigation rewrote the police’s narrative – propagated by a willing media – that criminalized Perkins who was attempting to be a law-abiding citizen. Additionally, the Perkins family was also denied the autopsy report for four months, but received the report within 48 hours after threats of an APTP shut-down of their office.



TEO VALENCIA JR.

Valencia was shot in the back by a Newark, California, police officer in March 2016 after allegedly robbing a fast food restaurant. Valencia was criminalized in the media by police, and his family was mistreated and disrespected by the mortuary that arranged Valencia’s funeral. After contacting Dan Siegel for legal representation, the Valencia family was introduced to APTP. Thus far, APTP has put the family in contact with the families of other victims of police terror so that they know they are not in this by themselves. There has also been a march through the streets of Newark to the City Council with the Valencia family, calling attention to incidents of intimidation by the Newark Police Department against the family, as well as their treatment by the funeral home.



DEMOURIA HOGG

The People’s investigation helped us to uncover that the amount of time between the police deciding to wake Demouria up, who was asleep in his car, and their murder of him was extremely short and therefore, not credible enough for him to have been a threat to their safety.



SAMPLE FORMS & FLYERS



CONFIDENTIALITY AGREEMENT

INTRODUCTION

The Anti Police-Terror Project (“AFTP”) is a Black-led, multi-racial, multi-generational coalition dedicated to ending state-sanctioned murder and violence perpetuated against Black, Brown and Poor people. As a volunteer with AFTP, you will have access to certain confidential or proprietary information. Maintaining the confidentiality and integrity of this information is of critical importance to AFTP and its mission. Therefore, as a condition to working with or on behalf of AFTP, we must ask that you agree to the following terms.

PROTECTED INFORMATION

“Confidential Information” means information that is not available to the public from public sources and that was acquired (a) while working with or on behalf of AFTP, or (b) while participating in an activity or attending an event sponsored, hosted or supported by AFTP.

“Confidential Information” includes, without limitation:

- ❑ information about personal matters of families of victims and survivors of incidents of police terror
- ❑ the identity of potential witnesses
- ❑ contacts with witnesses
- ❑ information obtained during the course of an investigation

You agree not to misappropriate or disclose Confidential Information to anyone outside AFTP, including the media, at any time, either during your association with AFTP or subsequent to the termination of your activities with AFTP. You agree to restrict your dissemination of Confidential Information to AFTP members to the extent necessary to serve AFTP’s mission, and that any such dissemination will be in a manner designed to preserve the confidential nature of the information.

Further, upon the termination of your involvement with AFTP, you agree to deliver to AFTP all materials related to investigations of incidents of police terror, obtained during working with AFTP.

If you have any questions about whether a particular piece of information constitutes Confidential Information, please contact: AFTP Legal Team (Dan Siegel).

VOLUNTEER SIGNATURE

Please indicate your agreement with these terms and conditions by signing below.

I, _____ [print name], agree to the above terms and conditions.

Date: _____

Signature: _____

INVESTIGATION FORM

ANTI POLICE-TERROR PROJECT WITNESS INTERVIEW FORM

Date of incident	
Date and time of interview	
Interviewer	
Name of victim/survivor	
Officer	
Name of witness	
Witness relationship to victim/survivor	

Description of scene at arrival: _____

Who was present at the scene when you arrived? (please include contact information)

Description of the incident from the witness:

Witness Contact Information: _____

Do they want to be contacted again by APTP member or lawyer to support the case of the victim/survivor? Y / N (circle one)

Do they want further resources: Y/N

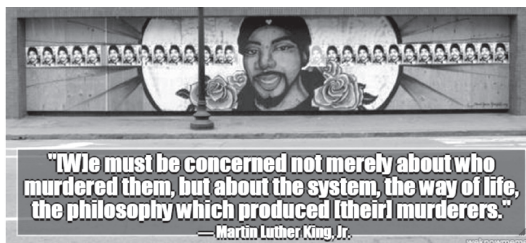
Indicate what type of resources/support: _____

Photos taken at the scene (include here, or add a link): _____

ANTI POLICE-TERROR PROJECT FIRST RESPONDERS TEAM

WHO ARE WE

We are the First Responders team of the Anti Police-Terror Project (APTP). We are committed to supporting families impacted by various forms of police terror. We document abuses by police throughout the Bay Area. After an incident of police terror we connect impacted families and community members with resources and legal referrals.



WHY ARE WE HERE

- We believe that your family matters
- What they did is unacceptable. How do we move forward?
- Police won't help. What are your immediate needs?
- We are here to help

Every 28 hours a Black person is murdered by a police officer, security guard, or a self-identified vigilante. We are organized to respond to police murders and incidents of excessive force because we believe in the need to defend ourselves and our communities from violence.

SEE OTHER SIDE FOR MORE INFO >

WHAT WE CAN DO

- Collect witness statements to help build legal case and protect you from misinformation frequently spread by the police and the media
- Connect you with emotional, social and legal support
- Help counter the media narrative that frequently blames the victim
- Connect you with other families who are survivors of police brutality and terror
- Provide accompaniment, as needed, to attend appointments
- Provide court support
- Organize!

YOU MAY EXPERIENCE THE FOLLOWING SYMPTOMS AFTER A TRAUMATIC EVENT

All of these symptoms are normal, expected reactions after an abnormal event, after something that should have never happened to you or anyone.

- Nightmares, flashbacks, intrusive disturbing memories including memories from the past coming up unexpectedly again
- Difficulties with sleep, concentration, and memory
- Feeling tired, numb, irritable or angry
- Feeling disconnected from the world, society, or from other people
- Strong desire to avoid any reminders of the traumatic situation
- Feeling on edge, jumpy, easily startled, or on guard

SELF-CARE TIPS AFTER A TRAUMATIC EVENT

- Give yourself time to heal - there is no timeline for “getting over it”
- Talk with a trusted friend
- Get plenty of rest
- Identify activities that calm you down and make you feel better, and schedule them into your day
- Seek justice
- Reach out to community organizations or to your spiritual community for extra help
- Join our family support group

Anti Police-Terror Project is a group of concerned organizations and individuals committed to ending state sanctioned murder of Black, Brown & Poor People. We are led by the most impacted communities but are a multi-racial, multi-generational coalition. We meet 3rd Wednesdays at 7:30 PM at Eastside Arts Alliance at 2277 International Blvd, Oakland, CA, 94606.

CONTACT INFORMATION

Email: aftp.communityresponseteam@gmail.com

Facebook: Anti Police-Terror Project

Twitter: @aftpaction

www.antipoliceterrorproject.org



ANTI POLICE-TERROR PROJECT

ANTIPOLICETERRORPROJECT.ORG

FACEBOOK: THE ANTI POLICE-TERROR PROJECT

TWITTER: @APTPACTION

E-MAIL: APTPINFO@GMAIL.COM

